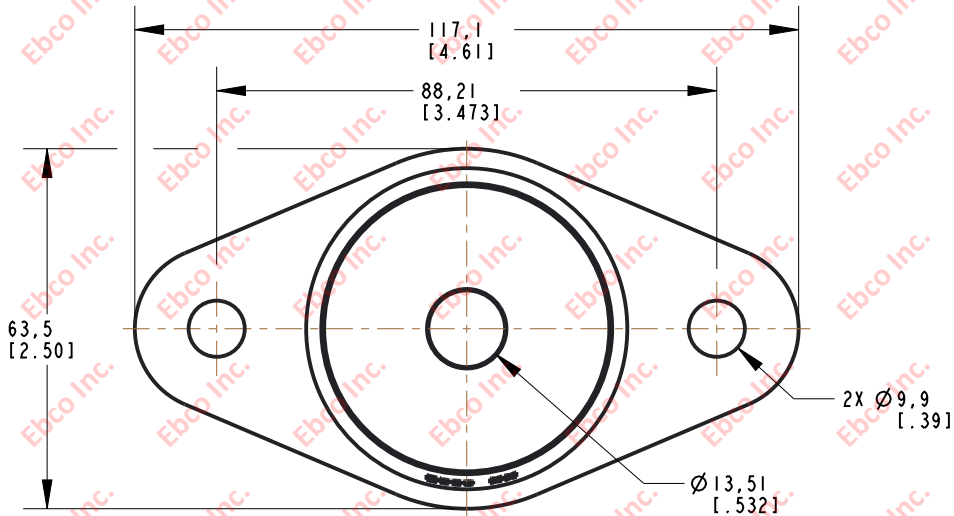
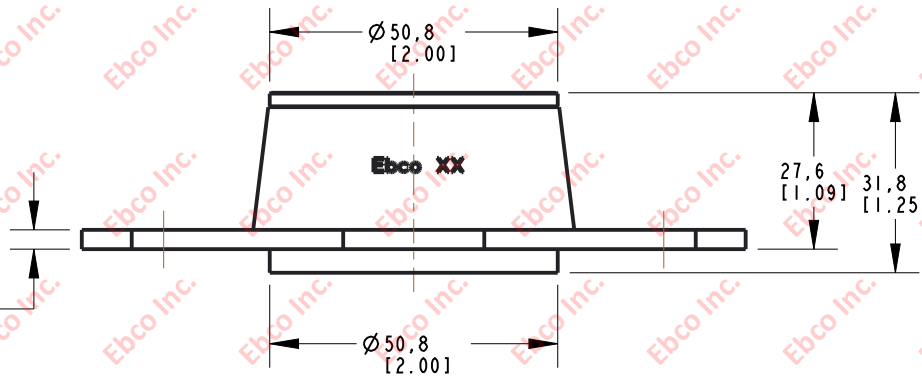
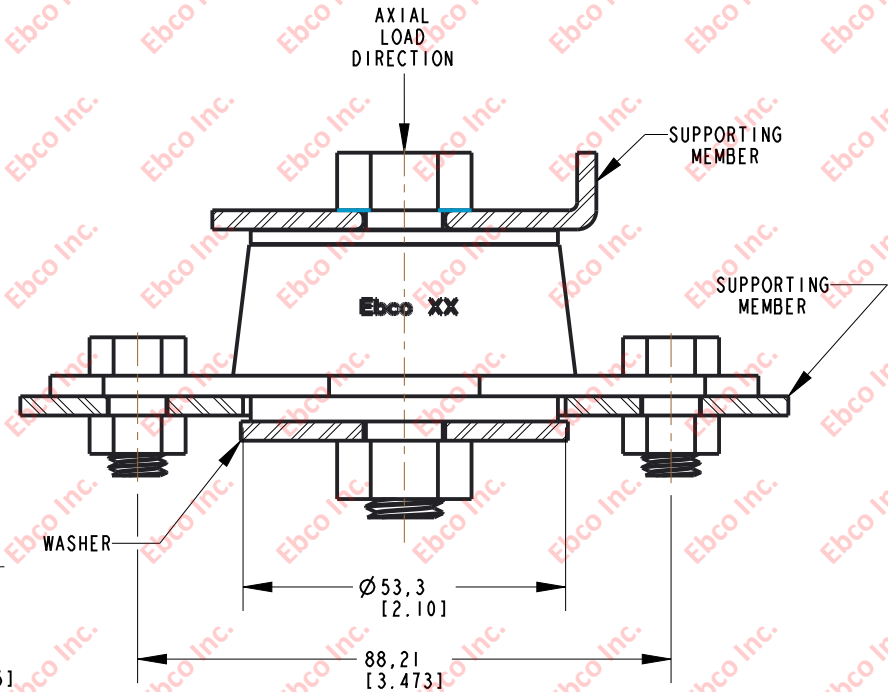


4300

DWG. NO.



INSTALLATION VIEW (Shown under no load)



SPECIFICATIONS

PART NUMBER		MAX. AXIAL DEFLECTION		MAX. AXIAL LOAD	
NATURAL RUBBER	NEOPRENE	i n	mm	lb	N
4300-71	4300-81	0.1	2.54	90	400
4300-72	4300-82			120	534
4300-73	4300-83			160	712
4300-74	4300-84			200	890
4300-75	4300-85			250	1112
4300-76	4300-86			340	1513
4300-77	4300-87			425	1891
4300-78	4300-88			500	2224

INSTALLATION DIMENSIONS

RECOMMENDED BOLT INFORMATION				TIGHTENING TORQUE			
ENGLISH		METRIC		CLAMP LOAD		TIGHTENING TORQUE	
SIZE	GRADE	SIZE	CLASS	lb	N	ft-lb	N-m
1/2	5	M12	9.8	9046	40239	75.4	101.8
WASHER SPECIFICATIONS							
O. D.		I. D.		THICKNESS			
i n	mm	i n	mm	i n	mm		
2.13	54.10	.53	13.46	.125	3.18		



TITLE: 4300		DATE: 06-04-21	
THE INFORMATION CONTAINED IN THIS DRAWING IS THE SOLE PROPERTY OF EBCO ANY REPRODUCTION IN PART OR AS A WHOLE WITHOUT THE WRITTEN PERMISSION OF EBCO IS PROHIBITED.			
TOLERANCES PER RMA STANDARD A3	REV. C	UNITS: mm [INCH]	
1330 HOLMES RD. ELGIN, IL 60123			

SPECIFICATIONS SUBJECT TO CHANGE